



華能新能源股份有限公司  
Huaneng Renewables Corporation Limited



中期業績  
INTERIM RESULTS

2012

August 2012



# Disclaimer

- ⦿ This presentation is strictly confidential and may not be copied, published, distributed or transmitted.
- ⦿ This presentation has been prepared for information purpose and is not an offer or invitation to buy or sell any securities, nor shall part, or all, of this presentation form the basis of, or be relied on in connection with, any contract or investment decision in relation to any securities.
- ⦿ The information in this presentation is being provided by Huaneng Renewables Corporation Limited (the "Company"). The advisers of the Company make no representation or warranty, express or implied, as to the accuracy or completeness of the information in this presentation, and nothing in this presentation is, or shall be relied upon as, a promise or representation by such advisers.
- ⦿ This presentation contains forward-looking statements based on the currently held beliefs and assumptions of the management of the Company, which are expressed in good faith and, in their opinion, reasonable. Forward-looking statements involve known and unknown risks, uncertainties and other factors, which may cause the actual results, financial condition, performance, or achievements of the Company to differ materially from the results, financial condition, performance or achievements expressed or implied by such forward-looking statements. Given these risks, uncertainties and other factors, recipients of this document are cautioned not to place undue reliance on these forward-looking statements. The Company disclaims any obligation to update these forward-looking statements to reflect future events or developments.
- ⦿ By attending this presentation you acknowledge that you will be solely responsible for your own assessment of the market and the market position of the Company and that you will conduct your own analysis and be solely responsible for forming your own view of the potential future performance of the business of the Company.
- ⦿ This analyst presentation speaks as of [22 March], 2012. Neither the delivery of this presentation nor any further discussions of the Company with any of the recipients shall, under any circumstances, create any implication that there has been no change in the affairs of the Company since that date.

# **Table of Content**

## **Section 1. Performance Overview**

## **Section 2. Business Overview**

## **Section 3. Business Focus of 2H2012**



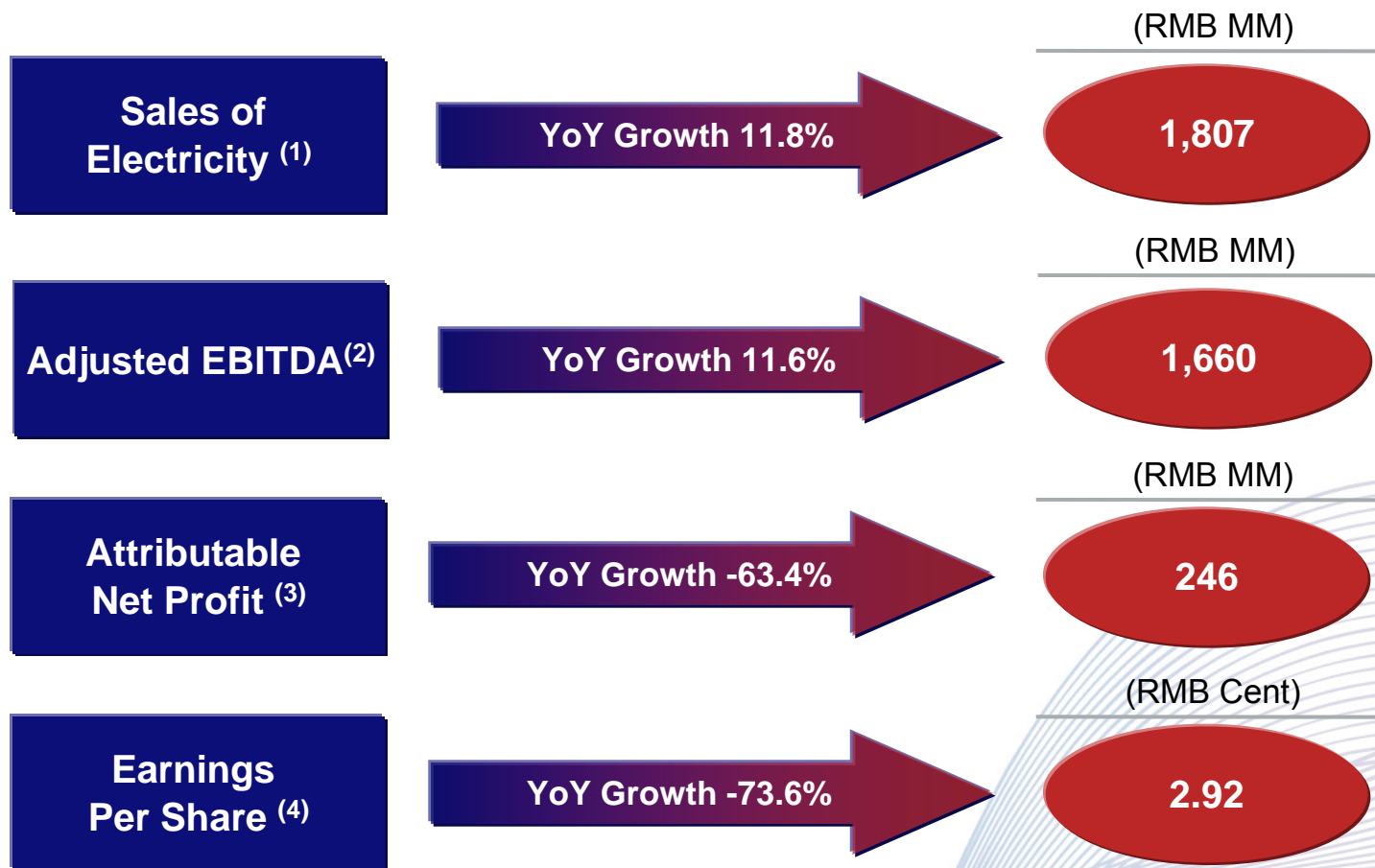


# Section 1. Performance Overview



**華能新能源股份有限公司**  
Huaneng Renewables Corporation Limited

# Performance Overview



## Notes

1. Excluding service concession construction revenue and management service income
2. Adjusted EBITDA excludes other income which mainly includes income from sales of CERs
3. Excludes minority interest
4. Earnings per share as of 1H2012 based on 8,446,898,000 shares



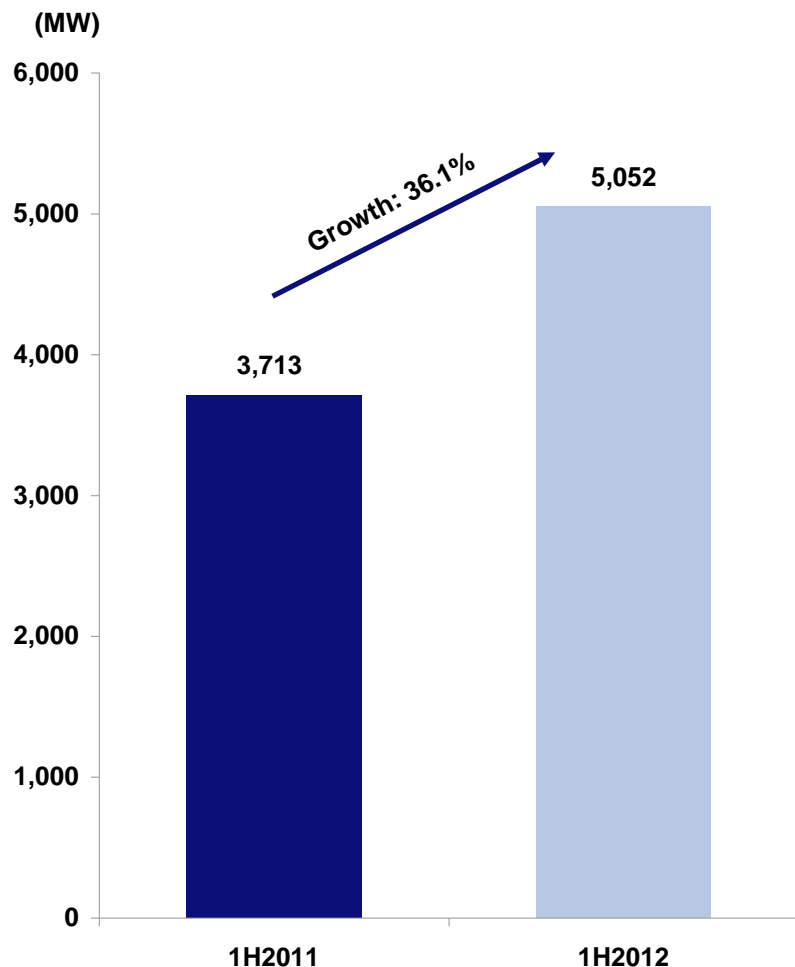
## Section 2. Business Overview



**華能新能源股份有限公司**  
Huaneng Renewables Corporation Limited

# Rapid Growth in Installed Capacity

## Consolidated Installed Capacity



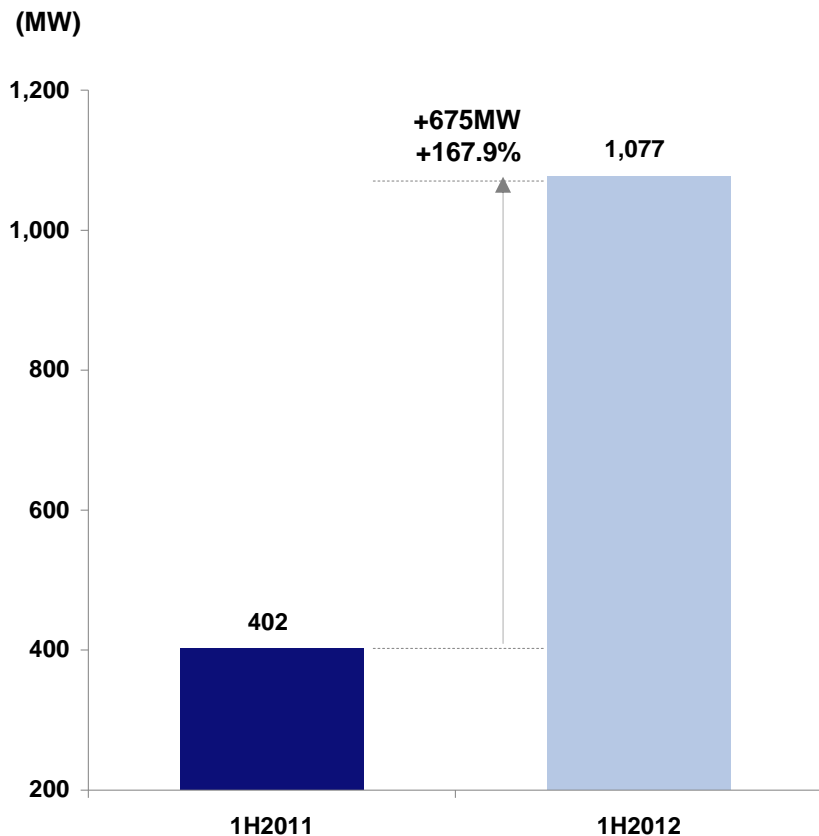
## Consolidated Installed Capacity by Region

Region	1H2012 (MW)	1H2011 (MW)	Growth (%)
Inner Mongolia	1,716	1,568	9.5
Liaoning	1,049	900	16.5
Shandong	744	645	15.3
Yunnan	375	188	100.0
Shanxi	347	99	250.0
Hebei	249	99	151.5
Guizhou	183	42	335.7
Guangdong	173	74	134.6
Xinjiang	99	99	0.0
Shanghai	60	–	–
Jilin	50	–	–
Shaanxi	9	–	–
<b>Total</b>	<b>5,052</b>	<b>3,713</b>	<b>36.1</b>



# We Have Focused on Strategically Locating Our New Wind Farms

Consolidated Installed Capacity in Yunnan, Guangdong, Shanxi and Guizhou

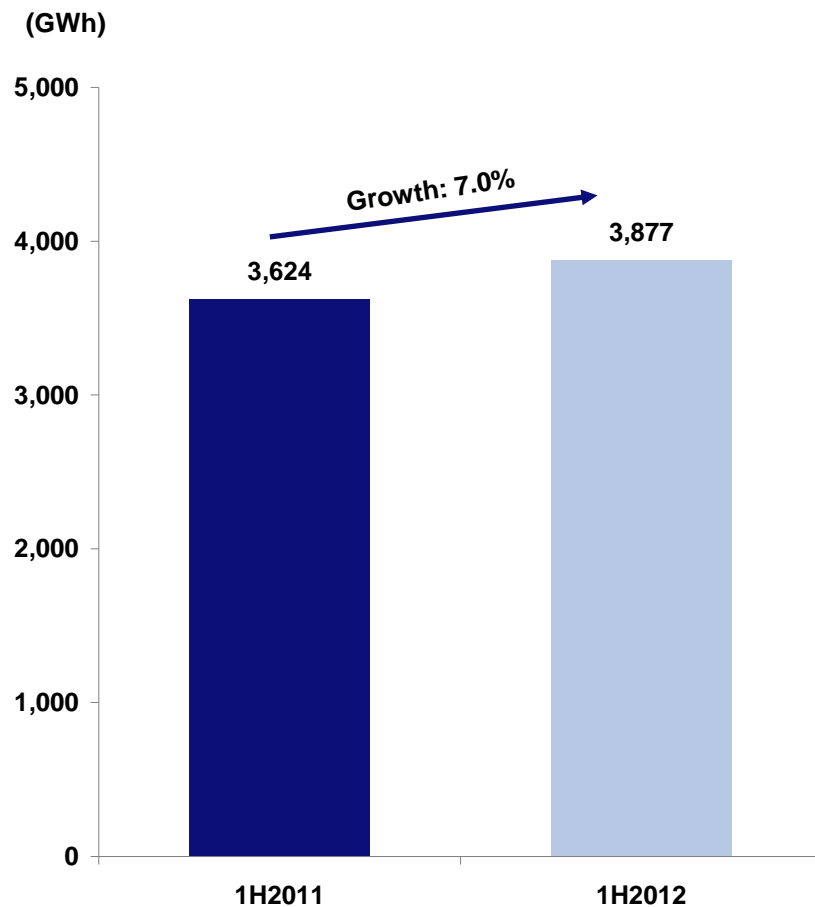


- ⊗ We have been exploring regions with abundant wind resources, high tariff where grid-congestion issues are absent; these regions have great potentials, and are thus the key regions for future developments
- ⊗ In 1H2012, the Company's consolidated operational capacity in these provinces grew significantly over the same period last year, representing the initial success of our strategy



# Steady Growth in Gross Power Generation

## Consolidated Gross Power Generation

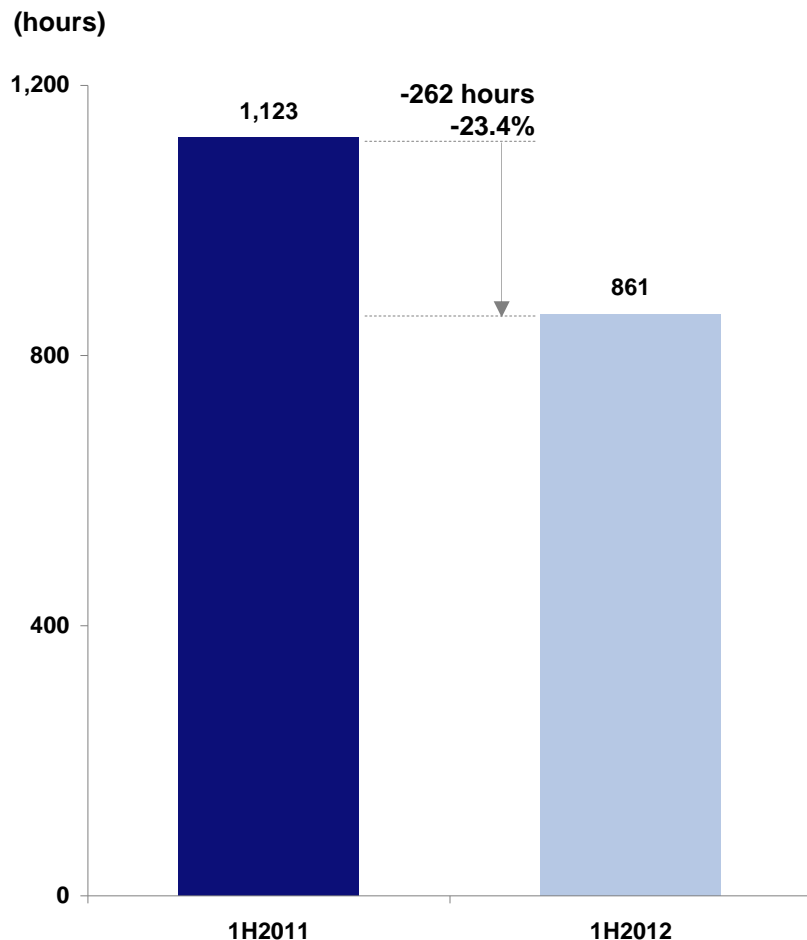


## Consolidated Gross Power Generation by Region

Region	1H2012 (MWh)	1H2011 (MWh)	Growth (%)
Liaoning	932,314	992,475	-6.1
Inner Mongolia	819,034	1,299,256	-37.0
Shandong	691,388	635,816	8.7
Yunnan	546,545	272,640	100.5
Shanxi	220,175	44,784	391.6
Hebei	186,730	114,310	63.4
Guangdong	166,280	99,182	67.7
Xinjiang	154,861	158,522	-2.3
Guizhou	62,244	7,495	730.5
Shanghai	54,960	—	—
Jilin	40,435	—	—
Shaanxi	2,390	—	—
<b>Total</b>	<b>3,877,357</b>	<b>3,624,479</b>	<b>7.0</b>

# Slight Decrease of Weight Average Utilization Hours

## Weighted Average Utilization Hours



Decrease in Weighted Average Utilization Hours in 1H2012 was mainly due to lower wind speed across China and stricter power curtailment measures in certain regions

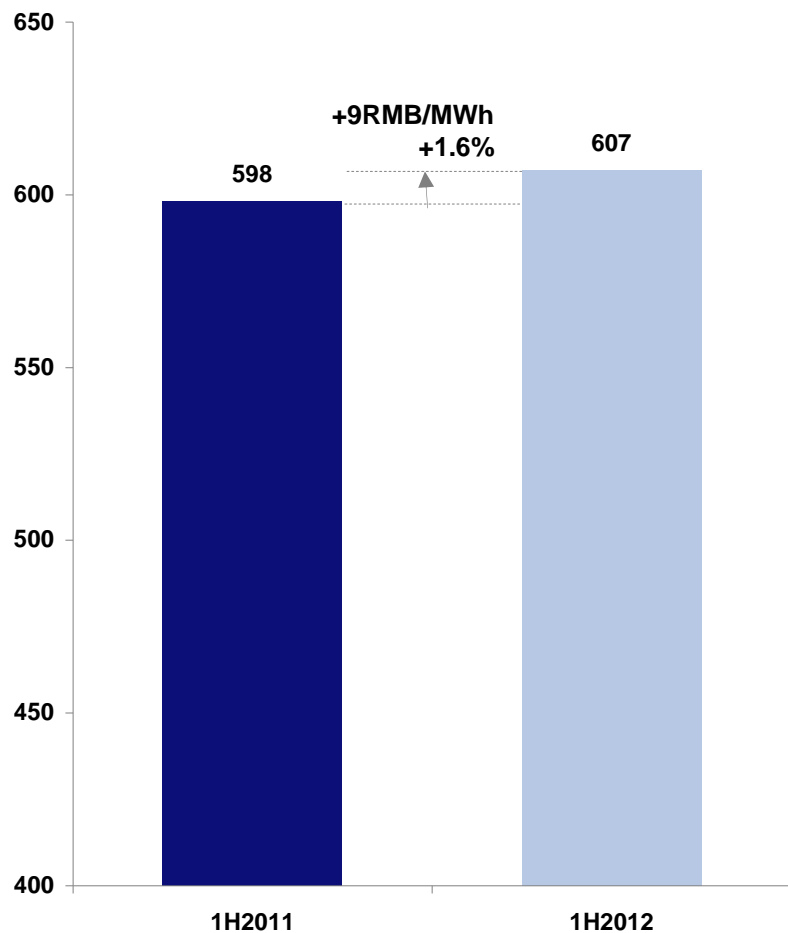
## Weighted Average Utilization Hours by Region

Regions	1H2012 (hours)	1H2011 (hours)	Growth (%)
Yunnan	1,681	1,597	5.3
Xinjiang	1,564	1,601	-2.3
Guangdong	1,296	1,384	-3.9
Jilin	1,227	-	-
Guizhou	1,056	-	-
Shanxi	1,004	1,248	-19.5
Liaoning	974	1,429	-31.8
Shandong	974	1,183	-17.7
Shanghai	925	-	-
Hebei	909	1,123	-19.1
Inner Mongolia	490	878	-44.2
<b>Total</b>	<b>861</b>	<b>1,123</b>	<b>-23.4</b>

# Weighted Average On-grid Tariff Has Remained Stable

## Weighted Average On-grid Tariff (Including VAT)

(RMB/MWh)

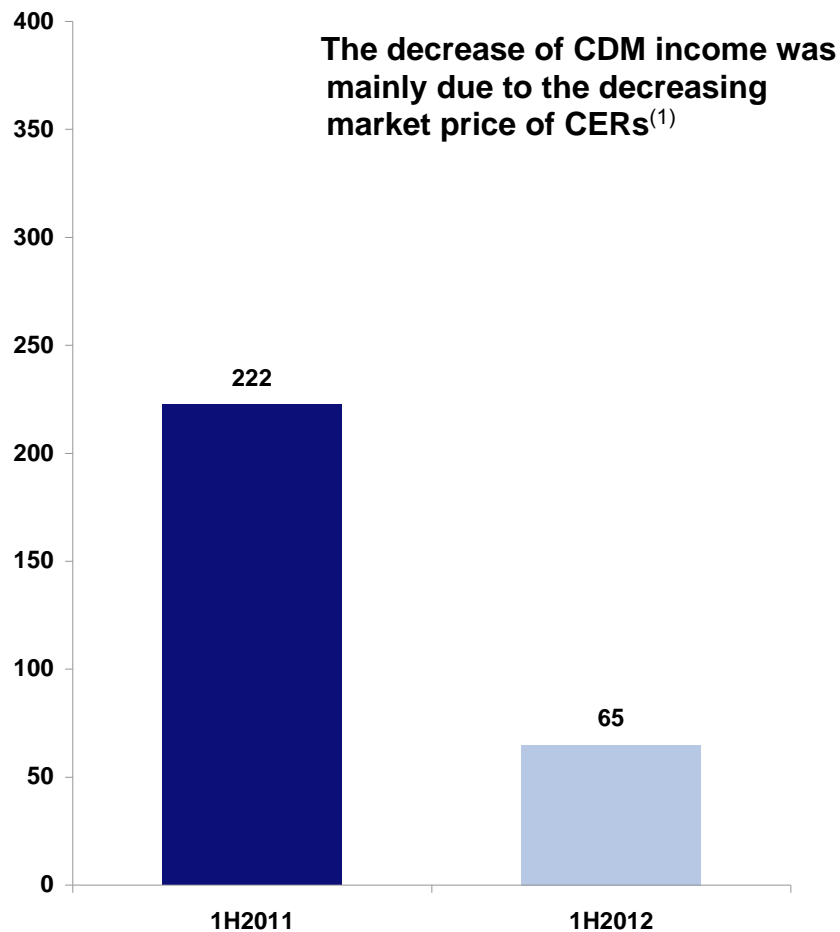


- Weighted Average On-grid Tariff in the first half of 2012 remained stable and slightly increased

# CDM Business Update

## CDM Income

(RMB MM)



- As of June 30, 2012, 108 CDM projects have received approvals from NDRC, with a total capacity of 6,315MW
  - 15 of those approvals were obtained in 2012, with a capacity of 671MW
- As of June 30, 2012, 57 projects have been successfully registered with the EB of United Nations, with a total capacity of 3,601MW
  - 6 of the projects were registered in 2012, with a capacity of 268MW

Note  
1. Certified Emission Reductions, which are carbon credits issued by Clean Development Mechanism Executive Board for emission reductions achieved by registered Clean Development Mechanism projects and verified by a designated operational entity under the Kyoto Protocol.





## Section 3. Business Focus of 2H2012



**華能新能源股份有限公司**  
Huaneng Renewables Corporation Limited

# Business Focus of 2H2012

## 🌀 China's wind power industry is entering a new stage of development, featured by stability and high quality

- ✓ **Strategic Planning:** “*The State Strategic Emerging Industry Development Plan for the Twelfth Five-Year*”, which was released recently, sets out wind power with mature technologies as one of key new energy types for future development
- ✓ **Industrial Policy:** The National Energy Administration has announced “*The Reinforcement of Connection of Wind Power to the Grid and the Power Consumption*”
- ✓ **Financing Environment:** The recent interest rate cut signals the beginning of China's rate cut cycle
- ✓ **Carbon Trading Mechanism:** The domestic carbon trading mechanism is in the process of establishment

## 🌀 Key Areas of Future Developments:

- ✓ Reinforce production management, implement safety responsibility mechanism, and maintain stable and efficient operations
- ✓ Expand project pipeline, optimize resource allocation and forge long-term sustainable development capacity
- ✓ Strengthen marketing capability, improve capital allocation, and enhance operational profitability
- ✓ Refine the corporate governance system, optimize control procedures, and improve capability of management
- ✓ Enhance project management, actively accelerate the progress and reinforce the infrastructure in project construction
- ✓ Strengthen technology innovation, promote key breakthroughs and enhance level on frontier technology research